

BTD-200QH

Table-type Horizontal Boring and Milling Machine



Machine Specifications			BTD-200QH
Travel	X-axis travel (Cross movement of table)	mm [in]	1 500 [59.0]
	Y-axis travel (Vertical movement of spindle head)	mm [in]	1 200 [47.2]
	Z-axis travel (Longitudinal movement of table)	mm [in]	750 [27.5]
	W-axis travel (Spindle extension)	mm [in]	400 [15.7]
Table	Table working surface	mm [in]	1 000x1 200 [39.3x47.2]
	Table loading capacity	kg [lbs]	4 000 [8 800]
Spindle	Spindle diameter	mm [in]	110 [4.3]
	Quill diameter	mm [in]	200 [7.8]
	Spindle speed range	min-1	15 to 5 000
Feedrate	Rapid traverse rate	X,Y,Z mm/min [ipm]	12 000 [472.4]
		W mm/min [ipm]	5 000 [196.8]
		B deg/min	1080
	Feedrate	mm/min [ipm]	1 to 6 000 [0.04 to 236.2]
Spindle motor	30 min.rating / cont.rating	kW [HP]	AC30/22 [AC40/30]
Accuracy	Positioning	X,Y,Z mm [in]	±0.005 [±0.0002]
	Repeatability	X,Y,Z mm [in]	±0.003 [±0.00012]
Machine size	Height x Width x Depth	mm	3290 x 6300 x 4580
		in	129.5 x 248.0 x 180.3

Shibaura Machine

755 Greenleaf Avenue | Elk Grove Village, IL 60007 | mt-sales@shibaura-machine.com

Option Accessories



Angle head

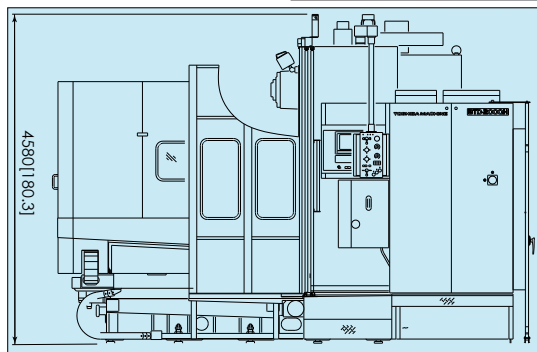
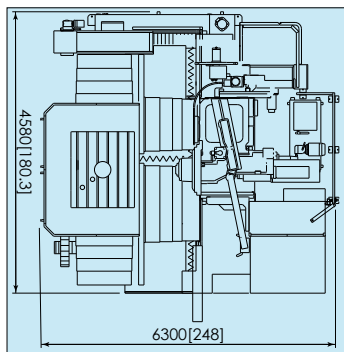


Automatic Measuring



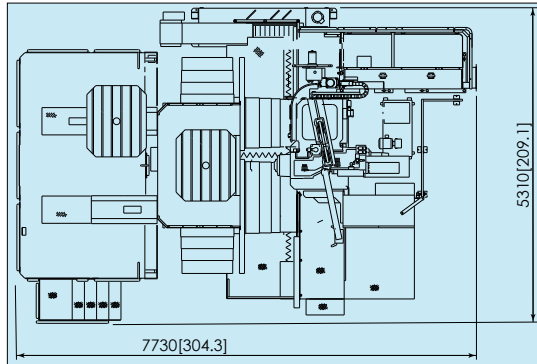
Automatic Tool Length Measuring

Machine General Views



Auto Pallet Changer

*Option



Shibaura Machine

755 Greenleaf Avenue | Elk Grove Village, IL 60007 | mt-sales@shibaura-machine.com
<https://www.shibaura-machine.com/>